


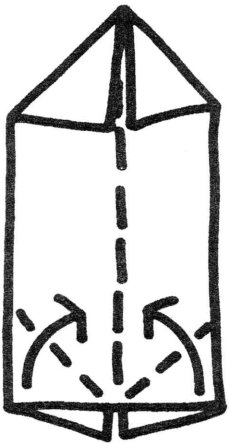
1. Fold square of paper in half.




2. Fold edge of paper back to meet folded edge.



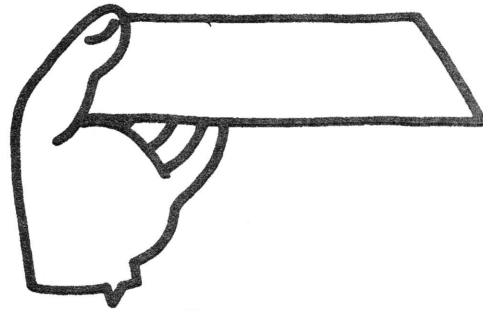
3. Turn paper over and repeat action. Then unfold paper.



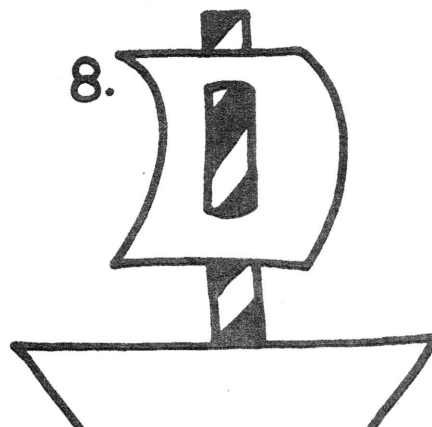
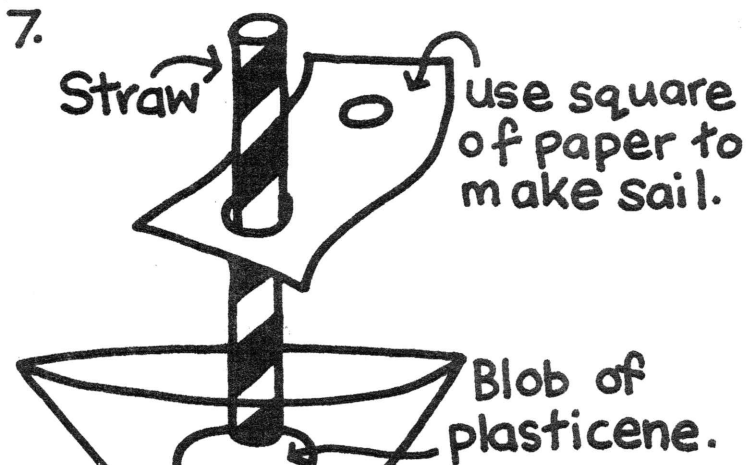
4. Fold corners into middle crease.






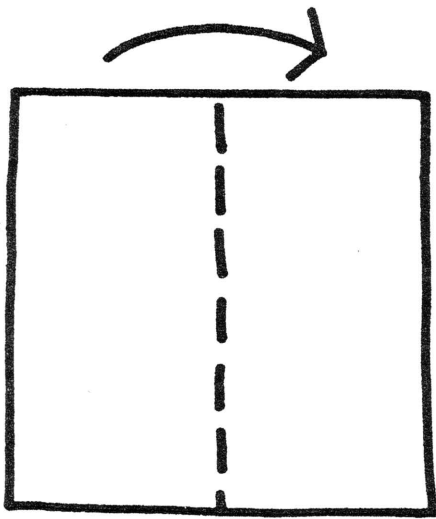
5. Fold right edge over to folded edge.



6. Put fingers inside and push corners down with thumbs to make boat 'stand'.









1. Fold square of paper in half.



2. Fold edge of paper back to meet folded edge.




3. Turn paper over and repeat action. Then unfold paper.



4. Fold corners into middle crease.



5. Fold right edge over to folded edge.



6. Put fingers inside and push corners down with thumbs to make boat 'stand'.

